

# DK8 3位半数字电压、电流表

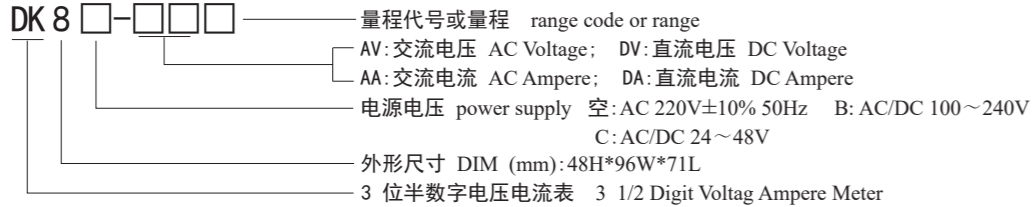
## DK8 3 1/2 Digit Voltage、Ampere Meter



### 特点: FEATURES

- ⊙ 转换比率2.5次/秒 Conversion ratio 2.5/s
- ⊙ 零点调整(固定小数) Zero adjustment (Fixed decimal point)
- ⊙ 外型尺寸 48H×96W×71L
- ⊙ 数字范围 ±1999 Display range ±1999

### 一、型号及含义 ORDERING CODE



### 二、型号及说明 CODE ILLUSTRATION

#### ◆交流数字电压表 AC DIGITAL VOLTMETER

型号规格 Model	量程 Range	分辨率 Resolution	输入电阻 Input Impedance	电压互感器变比 PT	测量精度 Measuring accuracy	最大允许输入 input protection
DK8□-AV0.2	200mV	100μV	5MΩ	直接输入 input directly	±0.5%F.S ±2Digit	5V(峰值Peak)
DK8□-AV2	2V	1mV	2MΩ	直接输入 input directly	±0.5%F.S ±2Digit	10V(峰值Peak)
DK8□-AV20	20V	10mV	2MΩ	直接输入 input directly	±0.5%F.S ±2Digit	50V(峰值Peak)
DK8□-AV200	200V	100mV	2MΩ	直接输入 input directly	±0.5%F.S ±2Digit	500V(峰值Peak)
DK8□-AV600	600V	1V	5MΩ	直接输入 input directly	±1%F.S ±2Digit	1000V(峰值Peak)

#### ◆交流数字电流表 AC DIGITAL AMMETER

型号规格 Model	量程 Range	分辨率 Resolution	电流互感器变比 CT	测量精度 Measuring accuracy	最大允许输入 input protection
DK8□-AA0.002	2mA	1μA	直接输入 input directly	±0.5%F.S ±2Digit	200mA
DK8□-AA0.02	20mA	10μA	直接输入 input directly	±0.5%F.S ±2Digit	500mA
DK8□-AA0.2	200mA	100μA	直接输入 input directly	±0.5%F.S ±2Digit	1A
DK8□-AA2	2A	1mA	直接输入 input directly	±0.5%F.S ±2Digit	1.2 F.S
DK8□-AA5	5A	10mA	直接输入 input directly	±1.0%F.S ±2Digit	1.2 F.S
DK8□-AA20	20A	10mA	20A: 5A	±0.5%F.S ±2Digit	1.2 F.S
DK8□-AA30	30A	100mA	30A: 5A	±1.0%F.S ±2Digit	1.2 F.S
DK8□-AA50	50A	100mA	50A: 5A	±1.0%F.S ±2Digit	1.2 F.S
DK8□-AA100	100A	100mA	100A: 5A	±0.5%F.S ±2Digit	1.2 F.S
DK8□-AA150	150A	100mA	150A: 5A	±0.5%F.S ±2Digit	1.2 F.S
DK8□-AA200	200A	100mA	200A: 5A	±0.5%F.S ±2Digit	1.2 F.S
DK8□-AA300	300A	1A	300A: 5A	±1.0%F.S ±2Digit	1.2 F.S
DK8□-AA500	500A	1A	500A: 5A	±1.0%F.S ±2Digit	1.2 F.S
DK8□-AA1000	1000A	1A	1000A: 5A	±0.5%F.S ±2Digit	1.2 F.S
DK8□-AA1500	1500A	1A	1500A: 5A	±0.5%F.S ±2Digit	1.2 F.S
DK8□-AA2000	2000A	1A	2000A: 5A	±0.5%F.S ±2Digit	1.2 F.S

#### ◆直流数字电压表 DC DIGITAL VOLTMETER

型号规格 Model	量程 Range	分辨率 Resolution	输入电阻 Input Impedance	测量精度 Measuring accuracy	最大允许输入 input protection
DK8□-DV0.2	200mV	100μV	5MΩ	±0.5%F.S ±2Digit	5V(峰值Peak)
DK8□-DV2	2V	1mV	2MΩ	±0.5%F.S ±2Digit	10V(峰值Peak)
DK8□-DV20	20V	10mV	2MΩ	±0.5%F.S ±2Digit	50V(峰值Peak)
DK8□-DV200	200V	100mV	2MΩ	±0.5%F.S ±2Digit	500V(峰值Peak)
DK8□-DV600	600V	1V	5MΩ	±1.0%F.S ±2Digit	1000V(峰值Peak)

#### ◆直流数字电流表 DC DIGITAL AMMETER

型号规格 Model	量程 Range	分辨率 Resolution	分流器变比 DT	测量精度 Measuring accuracy	最大允许输入 input protection	内部阻抗 Internal impedance
DK8□-DA0.002	2mA	1μA	直接输入 input directly	±0.5%F.S ±2Digit	200mA	100Ω
DK8□-DA0.02	20mA	10μA	直接输入 input directly	±0.5%F.S ±2Digit	500mA	10Ω
DK8□-DA0.2	200mA	100μA	直接输入 input directly	±0.5%F.S ±2Digit	1A	1Ω
DK8□-DA2	2A	1mA	直接输入 input directly	±0.5%F.S ±2Digit	1.2 F.S	0.1Ω
DK8□-DA20	20A	10mA	20A: 75mV	±0.5%F.S ±2Digit	1.2 F.S	5MΩ
DK8□-DA30	30A	100mA	30A: 75mV	±1.0%F.S ±2Digit	1.2 F.S	5MΩ
DK8□-DA50	50A	100mA	50A: 75mV	±1.0%F.S ±2Digit	1.2 F.S	5MΩ

型号规格 Model	量程 Range	分辨率 Resolution	分流器变比 DT	测量精度 Measuring accuracy	最大允许输入 input protection	内部阻抗 Internal impedance
DK8□-DA100	100A	100mA	100A: 75mV	±0.5%F.S ±2Digit	1.2 F.S	5MΩ
DK8□-DA150	150A	100mA	150A: 75mV	±0.5%F.S ±2Digit	1.2 F.S	5MΩ
DK8□-DA200	200A	100mA	200A: 75mV	±0.5%F.S ±2Digit	1.2 F.S	5MΩ
DK8□-DA300	300A	1A	300A: 75mV	±1.0%F.S ±2Digit	1.2 F.S	5MΩ
DK8□-DA500	500A	1A	500A: 75mV	±1.0%F.S ±2Digit	1.2 F.S	5MΩ
DK8□-DA1000	1000A	1A	1000A: 75mV	±0.5%F.S ±2Digit	1.2 F.S	5MΩ
DK8□-DA1500	1500A	1A	1500A: 75mV	±0.5%F.S ±2Digit	1.2 F.S	5MΩ
DK8□-DA2000	2000A	1A	2000A: 75mV	±0.5%F.S ±2Digit	1.2 F.S	5MΩ

说明: (1) 测量精度测试环境条件为: 温度20±2℃ 相对湿度45~75%。

Notes: Ambient temperature of 20±2℃, humidity 45% to 75% R.H., the measuring accuracy can be assured.

(2) 表中所列配电流互感器、电压互感器、分流器其型号规格为基本型。其它量程如交流一次额定电流为10A、15A、30A、75A、250A、1500A……, 直流一次额定电流为10A、15A、75A、300A、1500A……, 交流一次额定电压为1KV、6KV、11KV、35KV、110KV……均可按用户要求供货。

The list of item CT and PT mode is the basic model. other scales for example, the first AC rated ampere is 10A、15A、30A、75A、250A、1500A……, the first DC rated ampere is 10A、15A、30A、75A、300A、1500A……, the first AC voltage is 1KV、6KV、11KV、35KV、110KV……, all can suit the demand of customer.

(3) 配交流电流互感器二次额定电流为5A, 配交流电压互感器二次额定电压为100V, 配直流电流分流器二次额定电压为75mV, 若二次额定电压为其它数值, 用户需予以说明。

With AC CT, the second rated ampere is 5A, AC PT of the second voltage is 100V, DC divider of the second rated voltage is 75mV. Special second rated ampere or voltage, please contact with us.

(4) 根据用户要求仪表与电流互感器、电压互感器、分流器可以配套供货。

CT and PT may be equipped according to customers requirements.

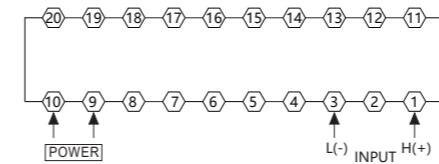
(5) 本仪表可以通过内部设置的小数点开关和量程开关可同步调整仪表的使用量程。调整后必须重新校准。

The scale of the meter can be adjusted by the inner decimal point switch and the scale switch of the meter.

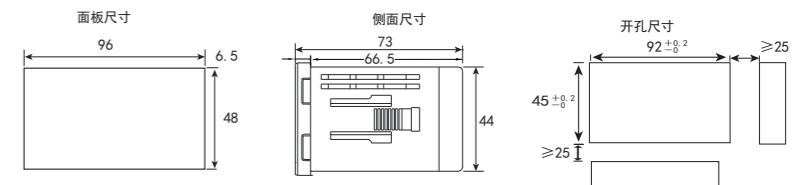
### 三、技术参数 SPECIFICATIONS

最大显示 Max. display	1999 (AC 显示有效值)	AC Display available scaling function)
输入方式 Input mode	单端输入	Single-end Input
A/D转换 A/D converter	双重积分	Dual slope
溢出显示 Overflow indication	“1” or “-1”	
极性显示 Polarity display	只显示“-” (仅对直流)	Only“-” displayed (only DC)
显示 Display	红色数码管 (20.32mmH)	Red LED (20.32mmH)
电源 Power supply	A: AC 220V±10% 50Hz B: AC/DC 100~240V C: AC/DC 24~48V	
功耗 Power consumption	≤4.5VA	
耐压 Insulation strength	AC 2000V 1min	
绝缘电阻 Insulation impedance	DC 500V≥100MΩ	
重量 Weight	500g	
被测交流信号频率范围 Frequency range	40~200Hz	

### 四、端子连接 TERMINAL CONNECTION 五、外形及表盘加工尺寸 FIGURE AND DIMENSIONS



注: 接线如有变动, 以出厂仪表接线为准。  
Note: If there is any change, please subject to the connection drawing on the product.



### 六、显示值调节 DISPLAY ADJUSTING

在进行比率和零点调节时, 必须打开前面的硅胶盖。调节孔如右图所示。  
While setting the span and zero, please open the front lid. As the following figure shows.

#### 1. 比率调节 SPAN ADJUSTMENT

比率调节功能, 以某定值输入, 顺时针调节可以增大显示值, 逆时针调节可以减小显示值。

Input a typical value, the display value can be increased, when forward adjust, the display value can be decreased while reverse adjust.

#### 2. 零点调节 ZERO ADJUSTMENT

零点调节功能, 顺时针调节偏负, 逆时针调节偏正。

Function, forward adjust is forward biased, reverse adjust is reverse biased.

注意: 调节SPAN比率值和量程设定后, 必须检查零点看是否需要重新调整, 调零时必须为零输入或者输入一个所需调零值, 如4~20mA输入、4mA输入时, 需显示零时, 则要在输入端输入4mA信号而调零。为了减少误差, 请重复调整SPAN及ZERO。

Notes: After the adjustment of span value and scale setting, you need to check whether zero need to be resetteel. Zero adjustment must be in zero input or input shortcircuit or an adjustment signal. Fox example, inputting 4~20mA, if you want to must input 4mA in the terminal then adjust to zero. In order to diminish error, please adjust span and zero repeatedly.



### 七、使用保存注意事项 CAUTIONS

- (1) 使用前, 仪表需通电预热15分钟。The meter must be heated 15 minutes with the power on before use.
- (2) 适宜使用环境温度0~40℃, 相对湿度85%以下。Use in ambient temperatures of 0℃ to 40℃, humidity less than 85% R.H.
- (3) 本仪表校准时间间隔为一年。The meter alignment interval time is one year.
- (4) 注意防止震动和冲击, 不要在有超量灰尘和超量有害化学药品和气体等地方使用。Avoid vibrations or shock, excessive dust, corrosive chemical materials or gas.
- (5) 若输入信号伴随高频干扰, 应在线里用高频过滤器。If the input signal is super imposed with high-frequency noise, use a low-passed filter in the input wire.
- (6) 输入导线不宜过长。如被测信号输出端与仪表距离不能缩短, 请用双绞屏蔽线, 屏蔽层与信号低端相连。  
Input wire should not be too long. If measured signal have to be faraway from the meter, please use 2-core shielded cable, and connect its shield lager to the LO side of the signal source.
- (7) 若长期存放未使用时, 请每三个月通电一次, 通电时间一次不少于4小时。  
If the meter won't be used for a long time, please connect power supply every three months, not less than 4 hours each time.
- (8) 长期保存应避开直射光线, 宜存放在-10~70℃, 湿度60%以下的地方。切勿和有机溶剂或油物接触。  
Long time for storing the meter should be in the shade, with temperature of -10℃ to 70℃, humidity less than 60%. Don't contact with organic solvents or oils.